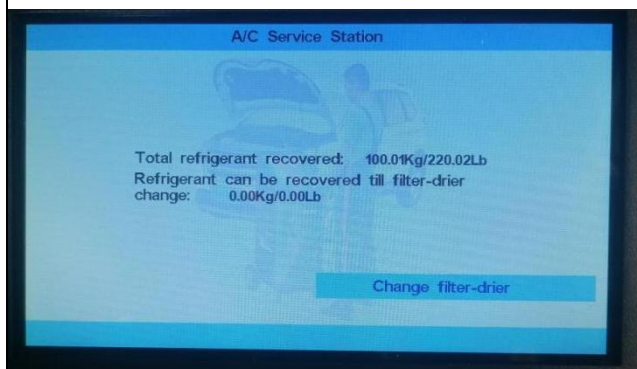
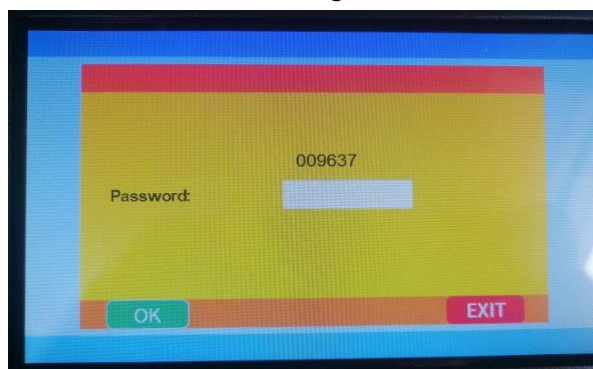


## How to reset operation cycles?

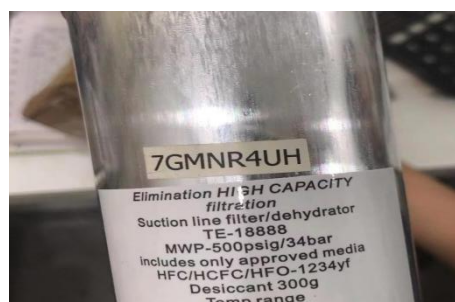
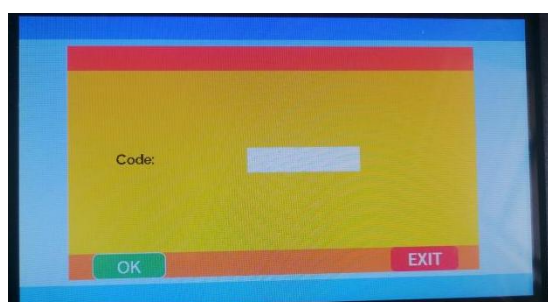


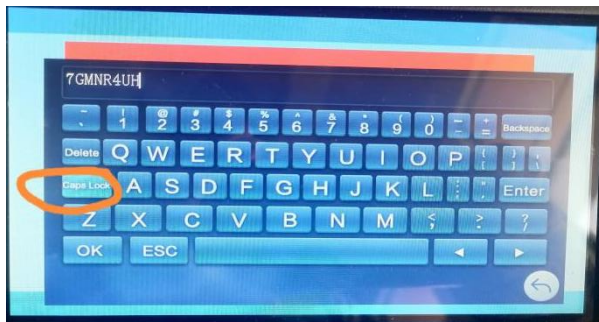
**Step 1 :** As shown as above, when it shows total refrigerant covered: 100kg, needs to maintenance the AC machine, please turn off the machine, replace a new dry filter, then turn on the machine and click “Change filter-drier” to the next step.



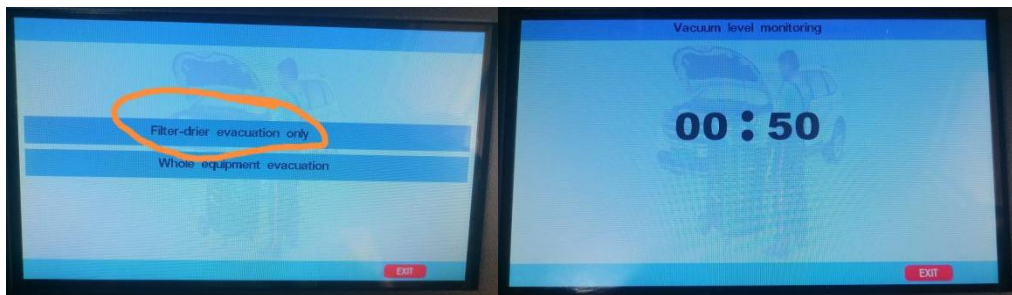
**Step 2 :** As show as above, the six dynamic Arabic numbers may appear, please use **RESET APP** to create the first password, input the six Arabic numbers appeared in the AC machine on your mobile phone, press “OK” on the phone to create a random Password, then input the Password in the machine, press “OK” to the next step.

**Step 3 :** When the below display appear, it requests a new dry filter code, you can input the new dry filter code, which is written on the new dry filter code you’ve just replaced/installed on the A/C machine.

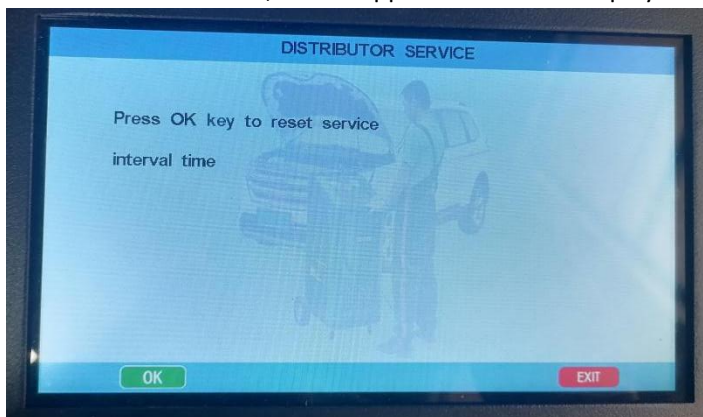




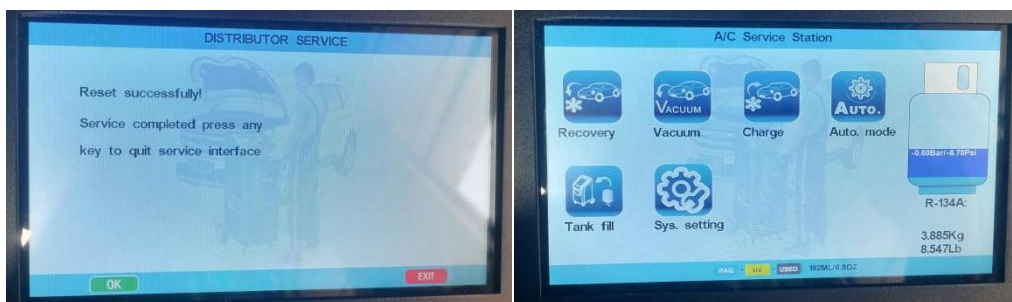
**Step 4:** After input the new dry filter code in the machine, press “OK” to the next step (Attention:need to click “Caps Lock” when input the letters).



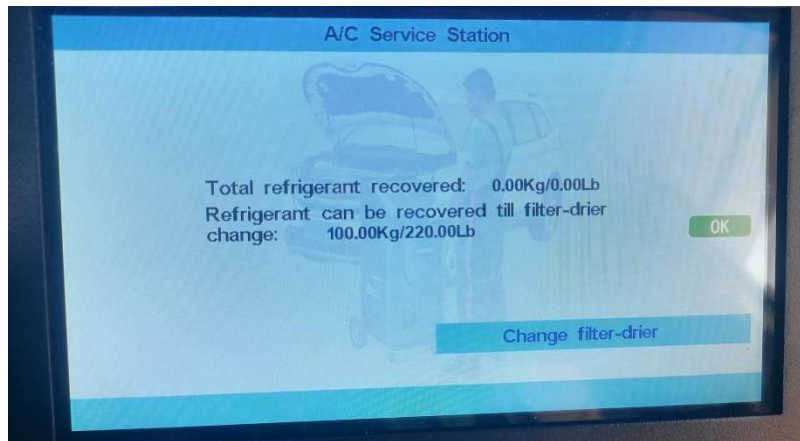
**Step 5:** As shown as above, select “Filter-drier evacuation only”, system may automatically vacuum for 60 seconds, until it appears the below display.



**Step 6:** Press “OK” to the next step, until the below display appears.



**Step 7:** Press “OK” to finish the reset, system may automatically come back to the main menu.



**Step 8:** As shown as above, turn off the AC machine and turn it on, the machine displays: Total refrigerant recovered: 0.00kg, the reset is done successfully, press "OK" to enter into the main menu.